

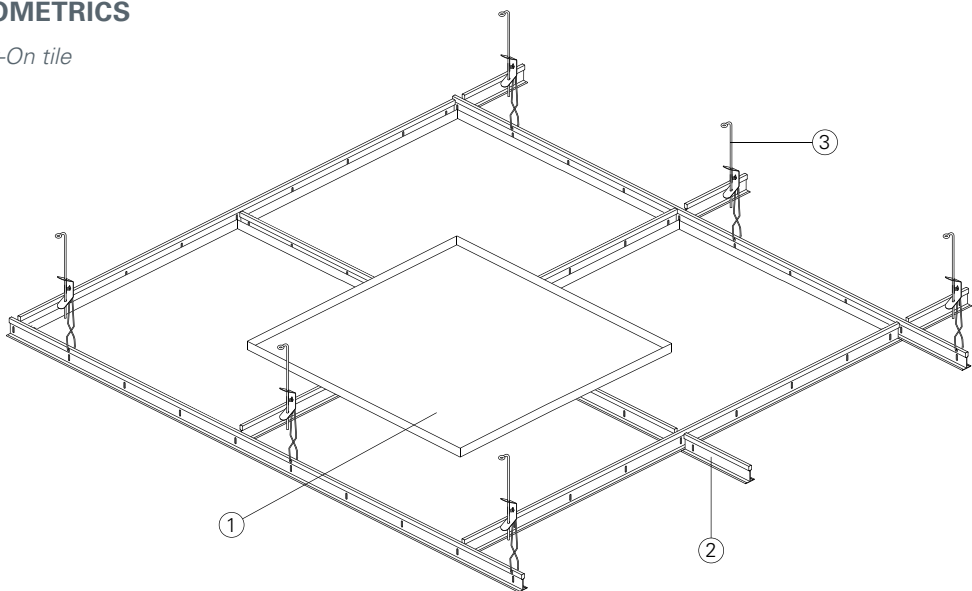
Lay-in/Lay-on tiles in standard sizes, with square, flush or reveal edge details for standard grid options.

## KEY FEATURES

- Standard dimension 600 x 600 mm and 600 x 1200mm; alternative size is possible
- Exposed suspension suit for T15, T24 and T15 omega
- Edge options: square, flush, reveal
- Perforated panels with non-woven tissue for acoustic control
- Non-perforation for hygienic application
- On site waste reduction with factory fabricated dimensional material
- Downweight: reduce static load with lightweight aluminum or steel
- Easy installation/ demountable without tools required
- Compatible with industry standard lighting, HVAC, speaker, fire safety, and security services
- T15 Omega Integrated Suspension System special design for Health Care Center

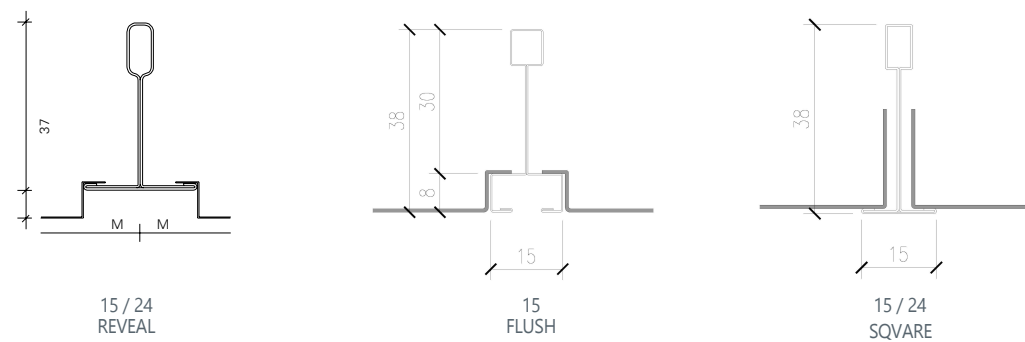
TYPICAL ISOMETRICS

- 1 = Lay-In/Lay-On tile
- 2 = T-grid
- 3 = Hangers

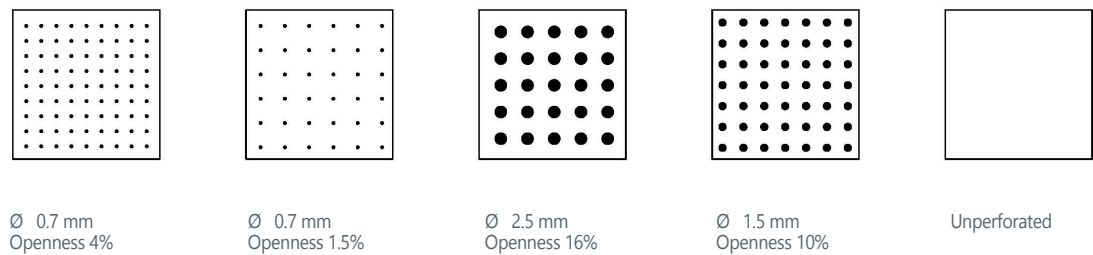


Maximum spans primary and secondary grid 1200 mm  
Maximum cantilevers 300 mm

TYPICAL SECTIONS



PERFORATION PATTERNS




PHYSICAL DATA

Substrate: Steel or Aluminium  
Thickness: 0.7 - 1 mm  
Fire rating: BS 476 Part 6 and 7  
                  BS 476 Part 4  
Weight: Varies 4.9 - 7.8 kg/m²  
Light reflectance (LR) Coefficient:  
- Varies with finish  
- RAL9010: LR ≥ 0.81 ; RAL LR ≥ 0.85  
Acoustic ratings: NRC 0.55-0.90  
Durability: Class of Exposure and Load Bearing Performance - EN13964

COLOURS AND FINISHES

CEMAC CFL offers a wide choice of colours and finishes. Custom colour matching is available upon request. Please contact your local sales office for minimum quantities and lead times. Colours are for illustration purposes only.

STANDARD PAINT COLOURS



RAL 9003      RAL 9016      RAL 9010      RAL 9006

CUSTOM COLOURS



POLYESTER & POLYESTER(WOODGRAIN)



Bamboo Skin    Bamboo Skin    Bamboo Skin    Bamboo Skin    Bamboo Skin    Zebra Wood    Pear Wood    Pear Wood

